

# Principal Life Style Fund - Principal Hong Kong Dollar Savings Fund



As of 31/8/2024

## Important Notes:

1. Principal Hong Kong Dollar Savings Fund ("Fund") will invest primarily in a portfolio of high quality Hong Kong dollar short-to-medium duration debt securities and it may also hold assets denominated in other currencies. The Fund is therefore subject to foreign exchange, liquidity, credit and interest rate risks.
2. Investment in this Fund is different from placing deposits with a bank or deposit-taking company. Investment in this Fund is not protected by the Deposit Protection Scheme.
3. Investment involves risk. There is no assurance on investment returns and you may not get back the amount originally invested.
4. The investment decision is yours and you should not invest in this Fund unless the intermediary who sells it to you has advised you that it is suitable for you and explained how it is consistent with your investment objectives.
5. You should not rely solely on this marketing material when making your investment decision. You should read the Explanatory Memorandum of Principal Life Style Fund for further details (including investment policy, risk factors, fees and charges, and fund information).

## Investment Objective

To earn a competitive short-to-medium term rate of return by investing primarily in a portfolio of high quality Hong Kong dollar short-to-medium duration debt securities.

## Fund Information

	Howe Chung Wan 20 years of industry experience
Fund Manager	Prakash Gopalakrishnan 23 years of industry experience
	Kiat Hau Siaw 11 years of industry experience
Fund Domicile	Hong Kong
Base Currency	Hong Kong Dollar
Fund Size	HK\$3,104.6 million
Initial Charge	Up to 5%
Management Fee	0.25% p.a.

For other charges and expenses, please refer to the Explanatory Memorandum.

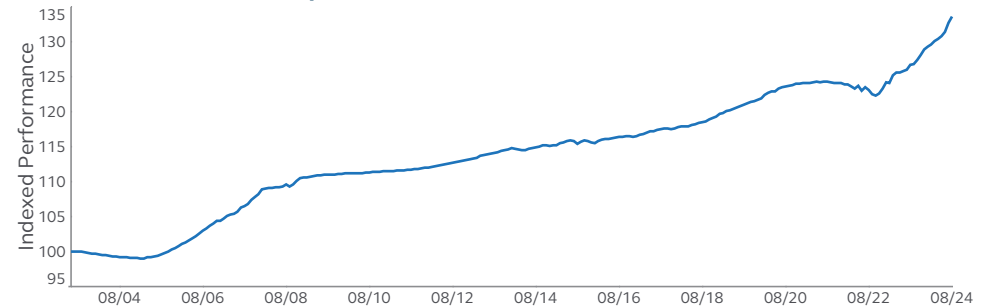
## Fund Performance

Cumulative Return <sup>1</sup> (%)	1 month	3 months	1 year	3 years	5 years	Since Inception
Fund	0.7	2.2	5.5	7.6	10.5	33.6
Index <sup>2</sup>	0.1	0.2	0.9	1.4	1.5	7.6

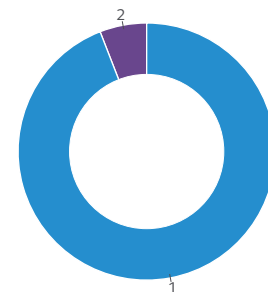
  

Calendar Year Return <sup>1</sup> (%)	YTD	2023	2022	2021	2020	2019
Fund	3.7	4.6	-0.7	0.1	1.9	2.0
Index <sup>2</sup>	0.6	0.8	0.1	0.0	0.0	0.1

## Performance Since Inception<sup>1</sup>



## Asset Allocation Breakdown<sup>3</sup> (%)



1 Short-Medium Term Securities	94.1
2 Cash and Time Deposit	5.9

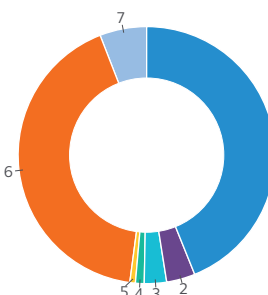
## Available Share Class

Share Class	Retail Class Units	-
Inception Date	2 Jul 2003	-
Unit NAV	HK\$13.3647	-
Fund Codes		
- ISIN	HK0000036498	-
- Bloomberg	PRLSHDS HK Equity	-
Dividend Policy	N/A	-

## Top Ten Holdings<sup>4</sup>

Stock	%
Standard Chartered plc-4.7% 21/03/2027	5.7
Korea Southern Power Co Ltd-5.375% 21/09/2026	3.8
JPMorgan Chase & Co-4.55% 06/02/2027	3.3
The Link Finance Cayman 2009 Ltd-2.5% 08/08/2026	2.9
Toyota Motor Finance Netherlands-4.77% 28/05/2026	2.8
Toyota Motor Finance Netherlands-4.59% 23/02/2027	2.6
JPMorgan Chase & Co-4.75% 24/04/2026	2.5
Hyundai Capital Services Inc-4.72% 02/04/2027	2.3
HSBC Bank plc-4.57% 09/02/2026	2.3
Korea Development Bank/Hong Kong-4.45% 27/03/2026	2.1
<b>Total</b>	<b>30.3</b>

## Industry Breakdown<sup>3</sup> (%)



1 Financials	43.9
2 Utilities	3.6
3 Industrials	2.8
4 Real Estate	1.1
5 Communication Services	0.7
6 Others	42.0
7 Cash and Time Deposit	5.9

1 The performance information reflects performance of the retail class units. It is denominated in HK dollar and calculated on NAV to NAV basis, income reinvested. Source: ©Morningstar 2024 and Principal Asset Management Company (Asia) Limited. Outperforming the Index is not specifically included in the objective of the Fund and the figures shown in the table are provided as a comparison only. The two methods of calculation of performance may not be identical. Overall Morningstar Rating™ 2024 Morningstar, Inc. All Rights Reserved. The information contained herein: (1) is proprietary to Morningstar; (2) may not be copied or distributed; and (3) is not warranted to be accurate, complete or timely. Neither Morningstar nor its content providers are responsible for any damages or losses arising from any use of this information in this document.

2 Index of the Fund refers to Hong Kong Dollar Savings Rate, takes into account compound interest.

3 Investments do not always add up to 100% due to rounding.

4 Investors should be aware that the exposure of the Fund can change significantly on a daily basis.

This flyer is to be read in conjunction with the Explanatory Memorandum. Future performance and the capital value of the Fund are not guaranteed. Past performance figures are not indicative of future performance. The value of units may rise as well as fall. Investors are reminded that in certain circumstances their right to redeem may be suspended. Full details of the risks of investing in the Fund are contained in the Explanatory Memorandum. We recommend investors obtain and read a copy of the Explanatory Memorandum before investing.

This material has not been reviewed by the Securities and Futures Commission.

Issuer: Principal Asset Management Company (Asia) Limited